

INITIAL CONUS 30 day DAY FORECAST

13 SEPTEMBER - 7 OCTOBER 2017

TEMPERATURE GUDIE	
MAN	+7 Degrees F or More Above Normal
AN	+2.5 to +6.5 Degrees F or More Above Normal
N	-2.0 F to +2+0 Degrees F of Normal
BN	-2.5 to -6.5 Degrees F Below Normal
MBN	-7 Degrees F or More Below Normal
PRECIPITATION GUIDE	
MAN	At least 50% region 200% + Above Normal Rainfall
AN	At least 50% region 125-175% Above Normal Rainfall OR 25% of the region sees over 175% Above Normal Rainfall
N	At least 40% region 75-125% of Normal Rainfall
BN	Only 25% of the region sees 75-125% of Normal rainfall or 50% of the region sees 75% or less of Normal Rainfall
MBN	Only 25% of region see no more than 50% of Normal Rainfall

TEMPS

SEPT 13-16

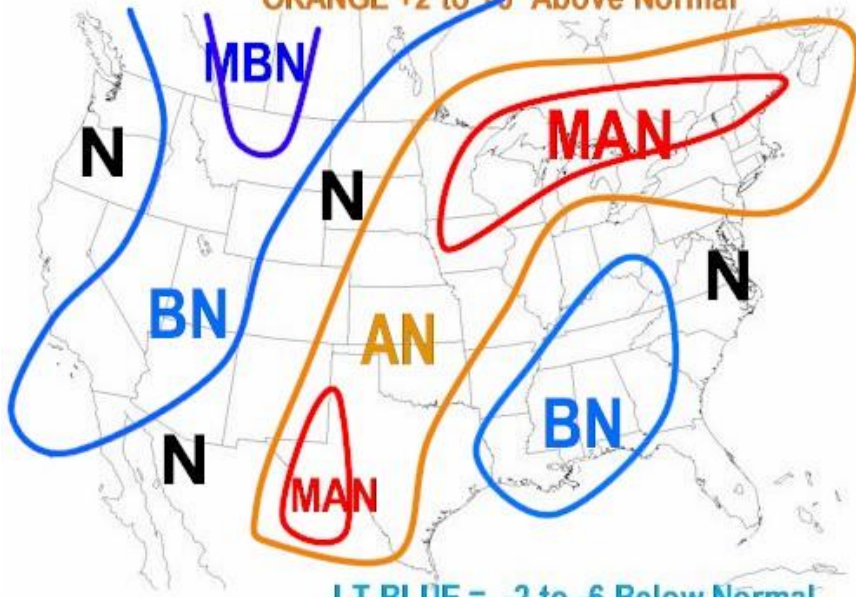
PRECIP

RED = +7F or more Above Normal

ORANGE +2 to +6 Above Normal

PURPLE = 250% + Above Normal

GREEN = 125-250% Above Normal



LT BLUE = -2 to -6 Below Normal

DARK BLUE = -7 or more Below Normal



YELLOW = 26-75% Below Normal

BROWN = 25% or less Below Normal

TEMPS

SEPT 17-23

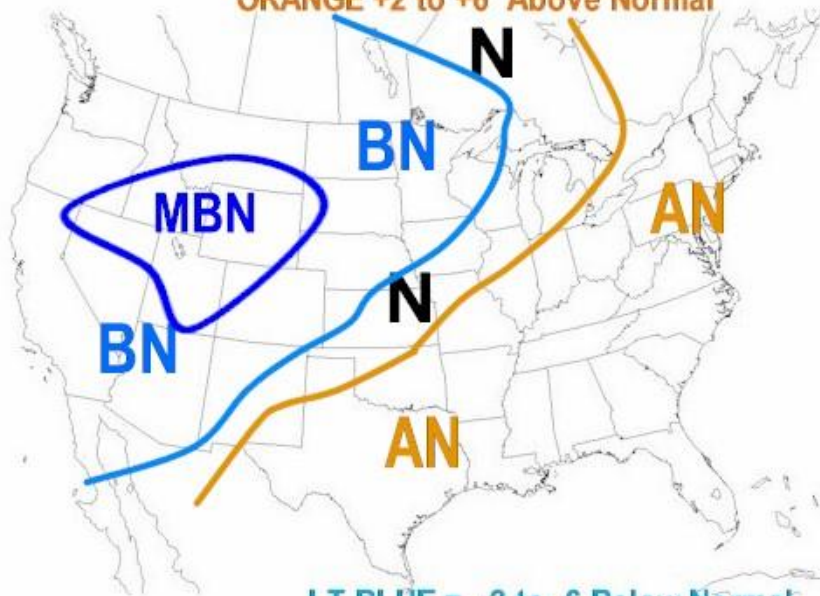
PRECIP

RED = +7F or more Above Normal

ORANGE +2 to +6 Above Normal

PURPLE = 250% + Above Normal

GREEN = 125-250% Above Normal



LT BLUE = -2 to -6 Below Normal

DARK BLUE = -7 or more Below Normal



YELLOW = 26-75% Below Normal

BROWN = 25% or less Below Normal

TEMPS

RED = +7F or more Above Normal

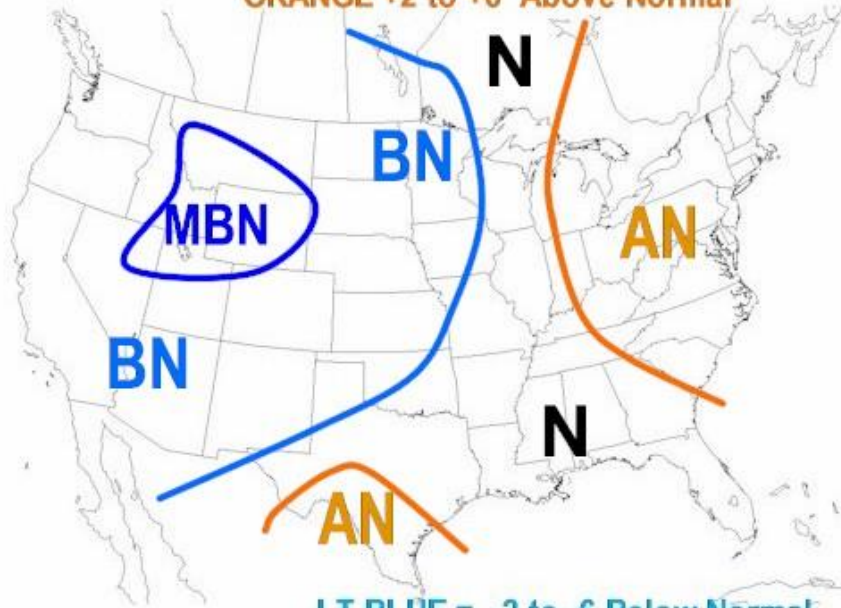
ORANGE +2 to +6 Above Normal

SEPT 24-30

PRECIP

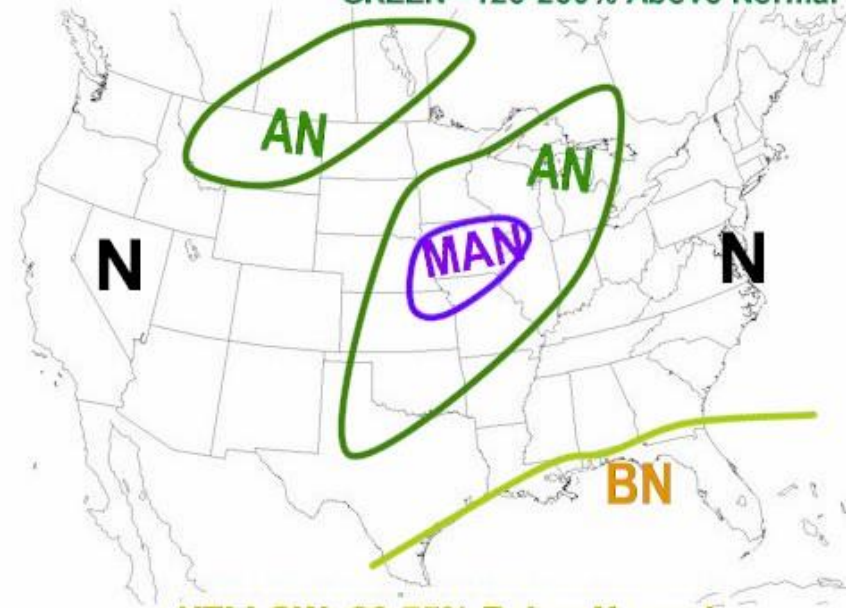
PURPLE = 250% + Above Normal

GREEN = 125-250% Above Normal



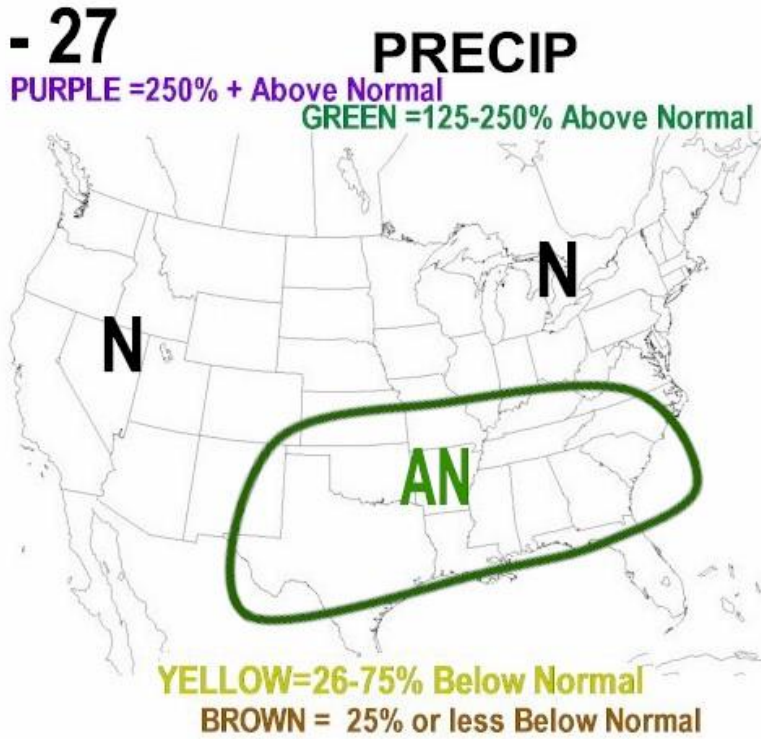
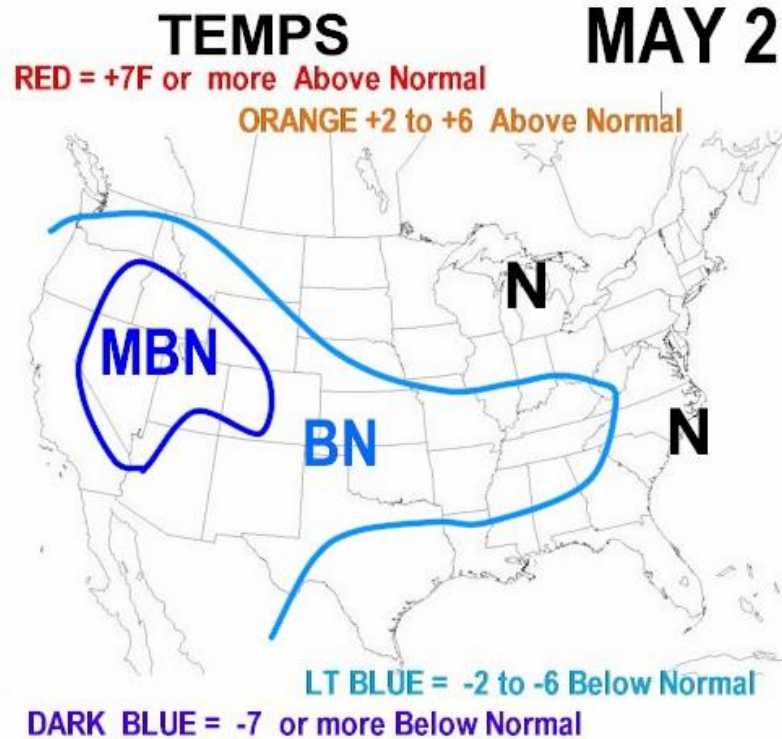
LT BLUE = -2 to -6 Below Normal

DARK BLUE = -7 or more Below Normal



YELLOW = 26-75% Below Normal

BROWN = 25% or less Below Normal



Final update 15 SEPT